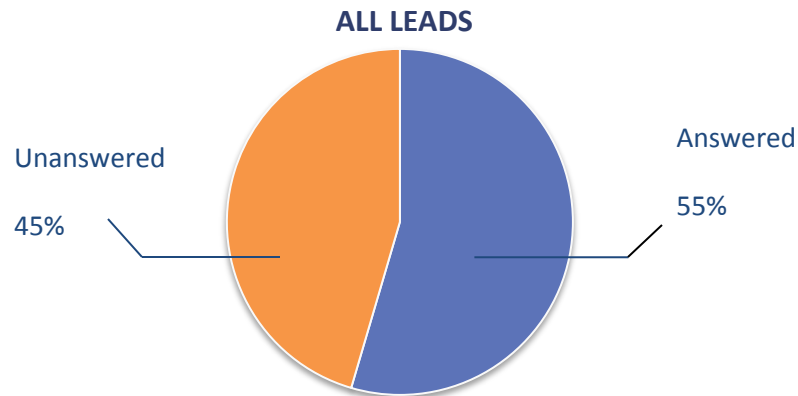
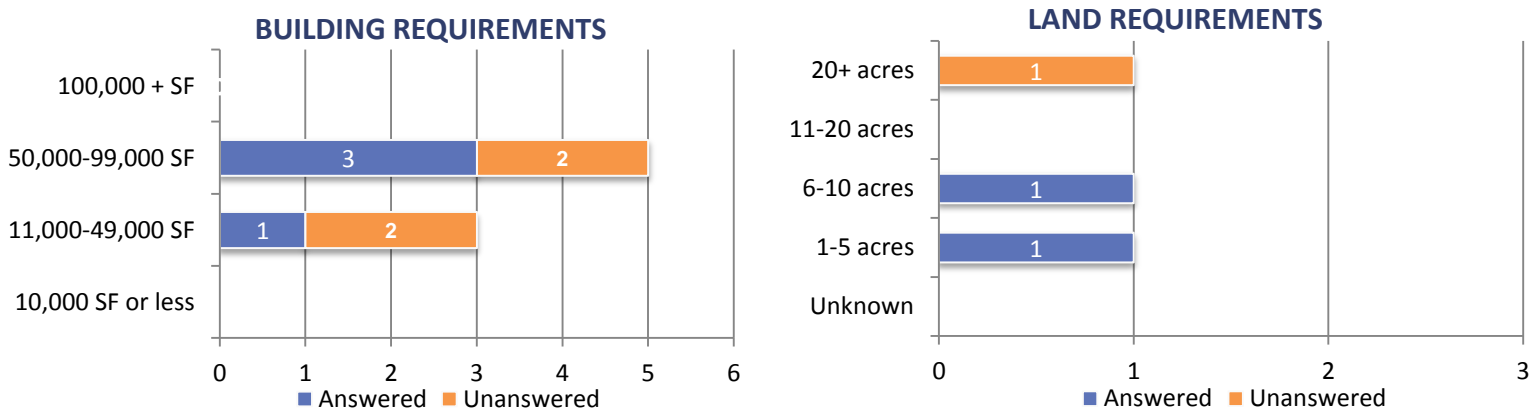


Economic Development Pipeline- through Q1 2019



The Clermont County Department of Community and Economic Development (CED) received 11 inquiries for possible projects through Q1 2019, less than what we saw in Q1 2018. We were able to respond with potential sites or buildings for 6 of those projects (23%), which is on track with the response percentage for Q1 2018. We were unable to respond to 5 projects due to the lack of appropriate buildings or sites. All of the leads we were able to respond to were for manufacturing/industrial projects, which is consistent with prior years.

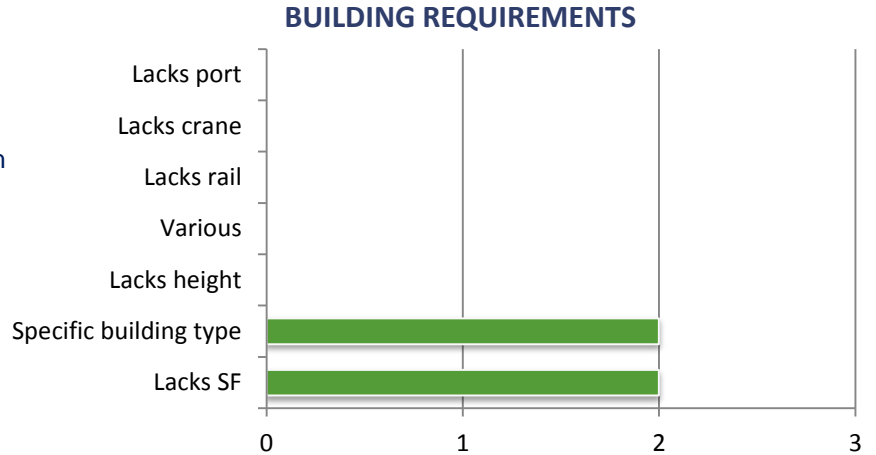
Industrial Leads- through Q1 2019



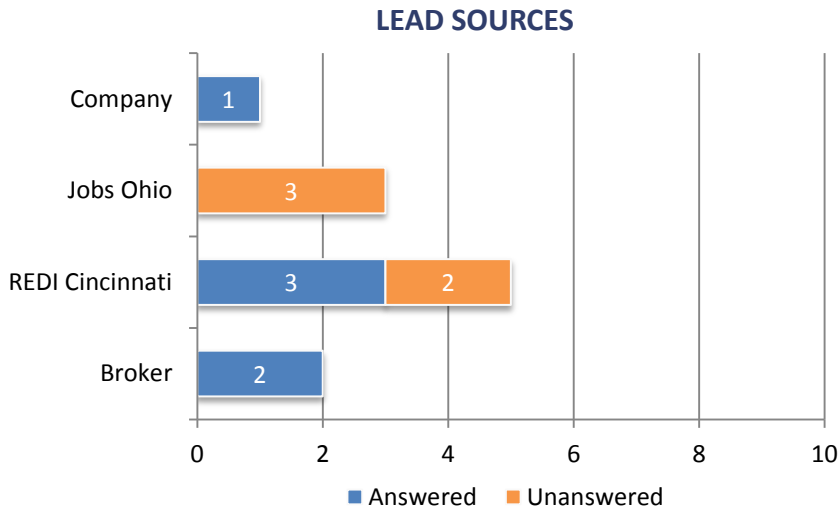
Most of the leads we received through Q1 were for existing buildings. Of those leads, we were able to respond to 4, with 3 of those responses being for buildings requiring a minimum size of 50,000 SF or more. Only 3 of the leads received in Q1 were for land requests, of which we were able to respond to 2. These two requests came directly from companies or brokers, and were for small acreage requirements.

Unanswered Industrial Leads- through Q1 2019

Of the leads that we were unable to respond to, two were because a specific building type was required, while two were because of a lack of available square footage. We continue to receive leads for large spaces and are unable to meet the requirements with the existing available building stock in the county.



Lead Sources- through Q1 2019



Community and Economic Development receive leads from several sources. The chart to the left illustrates the source of all leads, broken out by answered and unanswered projects.